

39th ANNUAL MT. CARMEL TOURNAMENT OF BANDS SATURDAY OCTOBER 24, 2015

www.mchsbandtournament.com

Location: 9550 Carmel Mountain Rd San Diego, CA 92129

Bus and Equipment Truck Directions: From I-15, take **Exit 19, Route 56 West** (Ted Williams Pkwy.) for one mile to the exit 8, Rancho Penasquitos Blvd. Proceed **straight** through the intersection on Carmel Mt. Road for one block. **Turn left on Paseo Cardiel.** Turn left on Sundevil Way. Turn right down ramp into parking lot.

Spectator Directions: From I-15, take **Exit 19, Route 56 West** (Ted Williams Pkwy.) for one mile to the exit 8, Rancho Penasquitos Blvd. **Take a Left hand turn onto Carmel Mountain Rd.** Proceed 0.5 miles on Carmel Mtn. Rd. The High School will be on your right. **Please note:** Buses cannot take the spectator route!

Schedule:

Saturday, October 24

Morning Field Show	8:30 am – 12:30 pm
Band Review / Parade	1:30 pm – 3:06 pm
1A-3A Field and 1A-6A Parade Awards Presentation	3:45 pm
Evening Field Show	5:15 pm – 9:00 pm
Evening 4A-6A Awards Presentation	9:15 pm

Detailed Lineup and Schedule:

The detailed lineup and schedule is available on our website (www.mchsbandtournament.com). Please review this document carefully and check back for updates before you leave for the Tournament.

Note:

It is mandatory that all PARADE bands are on campus by 11:00 am; otherwise we cannot guarantee that buses may be parked in time for your parade competition.

Contents

Welcome	2
General Information	3
Mt. Carmel High School Bus Map	4
Special Notices.....	5
Parade Information.....	6
Parade Route Map.....	7
Field Show General Information.....	8
Field Show Entry and Warm-Up	9
Chaperones.....	10
Spectator Site Map.....	11

Welcome

We are looking forward to welcoming you and your band to the 39th Annual Mt. Carmel Tournament of Bands on October 24th, 2015. Please read the enclosed information carefully; it is provided to assist you in organizing your day while attending the tournament.

There will be two separate awards ceremonies. **The 3:45 afternoon ceremony will first recognize 1A through 3A field bands, and all 1A through 6A Parade Band Awards including the Parade Sweepstakes Awards.** The 9:15pm evening ceremony will award 4A through 6A field bands, and then Field Sweepstakes and COMBINED Field/Parade sweepstakes awards including Tournament Grand Champion

The number of wristbands allocated to your chaperones will be according to your entry form. Additional chaperones will need to purchase a ticket to enter the stadium.

Carefully note the limit of five (5) individuals in the honor guard.

Please ensure that your band does not block access roads around the school during warm-ups; this is a fire safety issue, and your cooperation is appreciated.

Due to school regulations, no barbecues, gas or charcoal are permitted on school grounds.

Please advise your band parents of all the information contained herein. If you have any questions, please contact me at director@mchsbandtournament.com or mobile: 858-775-0704.

Sincerely,

David Brooks and Cheryl Brehme
Tournament Co-Chairs

General Information

CHECK IN

Buses are to stop at the entrance to the parking lot on Sundevil Way where a guide will be assigned to escort you to your assigned parking space.

Only non-auto band vehicles listed on the Tournament Entry Form will be allowed to enter the parking lot. All vehicles not on the list will be directed to off-site parking areas. Unloading in the lot before parking off-site is not allowed.

Directors are to check at registration in Room C2. A packet will be provided containing important information, staff name tags (for stadium entrance), and chaperone wristbands. Morning bands should plan to arrive at least one hour before their scheduled performance. **All PARADE bands must arrive before 11:00 am.** Sundevil Way and the entrance to the lot will be closed to traffic at 11:00 am to accommodate the Parade. Bands arriving after 11:00 am will remain on Sundevil Way to unload students and prepare for the parade from there.

DRESSING AREAS & RESTROOMS

Dressing areas will be available in the Mt. Carmel High School locker rooms adjacent to the gymnasium. Please supervise your group while using these facilities. Restrooms are located in the “D” and “K” buildings, in the locker rooms, in the gym, and in the stadium area on both home and visitor sides. Portable accommodations are also found in the parking and stadium areas.

BUS PARKING

Bus and equipment parking is located in the school parking lot (see attached map). Follow the instructions given by the traffic directors. Please leave instrument cases on buses or in equipment trucks.

SPECTATOR PARKING

Parking is extremely limited and carpooling is strongly encouraged. Spectators may park diagonally on Sundevil Way above the school parking lot. Access is closed until after the parade (approximately 3:00 pm). Note that parking is limited and fills up quickly. Additional parking is found on surrounding streets off Sundevil Way and Carmel Mountain Road. A small amount of handicap parking is provided (ask at the parking lot entrance). We will offer some paid parking in the afternoon (if space is available).

SPECTATOR SEATING

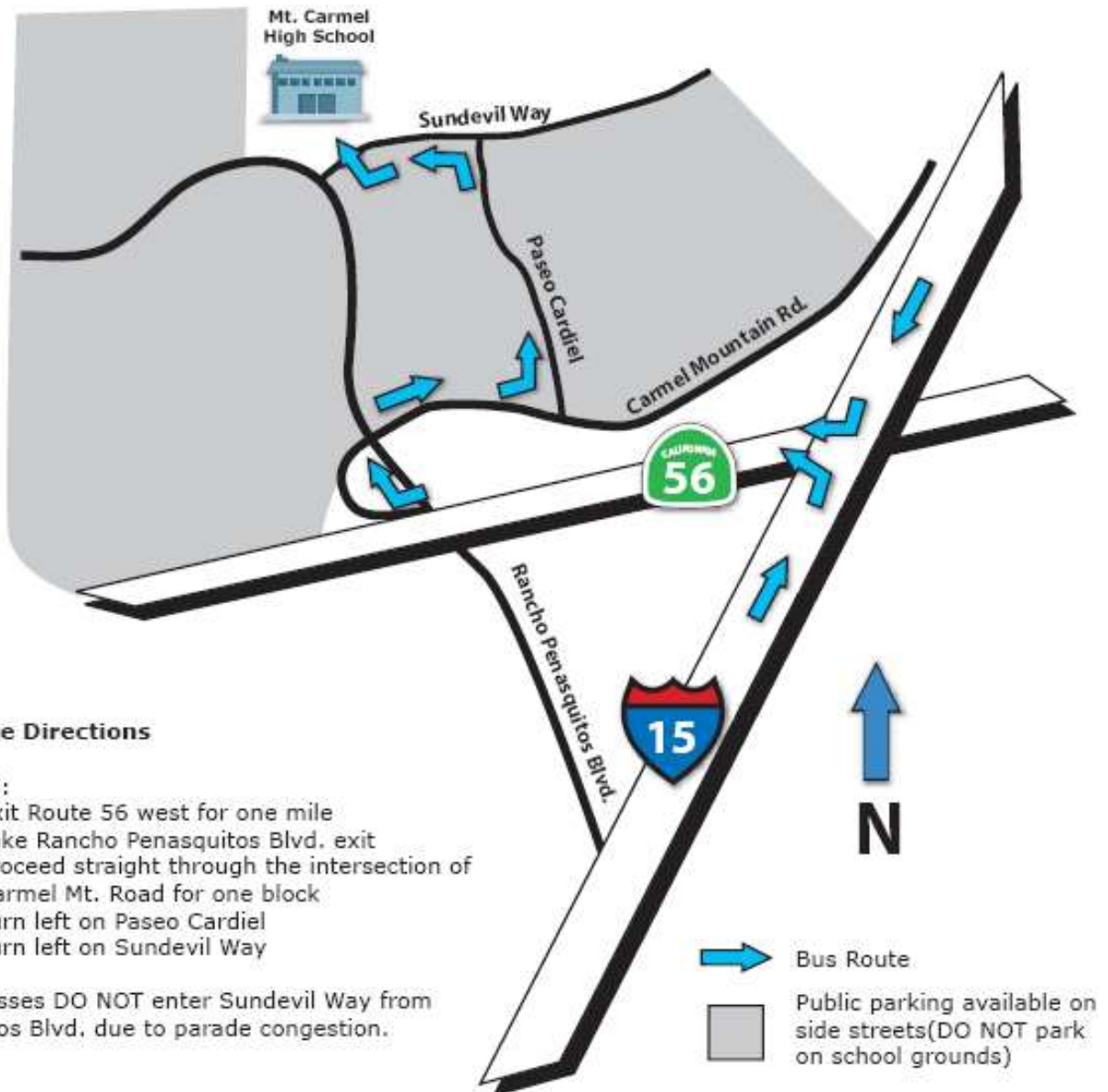
The evening field shows and awards ceremony require an admission wristband. They will be on sale the day of the tournament. Wristbands are required for entry and reentry, except for chaperones and band members. Chaperone wristbands and director & advisor name tags will be included in the Director’s packet at registration. Chaperones and bands will be seated on the home side during the morning field show, and on the visitor side for both awards ceremonies. **During the evening field show, all chaperones and band members not purchasing tickets must sit on the visitor side.**

FOOD SERVICES

Food service is provided from 7:30 am to 7:30 pm between the parking lot and school, and during the field shows in the stadium there will be food service until 10:00pm. Multiple vendors will be selling a variety of tasty items, available at reasonable prices. Mt. Carmel Concessions will be serving pizza, lumpia, hamburgers, hotdogs, and other various foods and drinks.

Mt. Carmel High School Bus Map

**9550 CARMEL MOUNTAIN RD.
SAN DIEGO, CA 92129**





Bus Route Directions

From I-15:

- Exit Route 56 west for one mile
- Take Rancho Penasquitos Blvd. exit
- Proceed straight through the intersection of Carmel Mt. Road for one block
- Turn left on Paseo Cardiel
- Turn left on Sundevil Way

NOTE: Busses DO NOT enter Sundevil Way from Penasquitos Blvd. due to parade congestion.

-  Bus Route
-  Public parking available on side streets (DO NOT park on school grounds)

NOTE:
Prior to 3:00PM, there is no access to or from Sundevil Way. EXCEPT for buses.

Special Notices

PARKING NOTICE!

DUE TO VERY LIMITED PARKING SPACE,

**NO CARS ARE ALLOWED
IN THE PARKING LOT.
BUSES, TRUCKS, AND TRAILERS
WITH PERMITS ONLY.**

**PICKUPS AND VANS MUST BE PRE-APPROVED &
FULLY LOADED TO GAIN ENTRY.**

**NOTE: WE MAY HAVE PROVIDED FEWER PARKING PERMITS THAN
REQUESTED. WE WILL TRY TO HOLD OPEN SPACES ON SUNDEVIL
WAY FOR DIRECTOR'S CARS AND PICKUPS OR VANS. EARLY
ARRIVAL IS ADVISED TO GET THIS NEARBY PARKING.**

ENTRY FOR UNLOADING IS NOT PERMITTED

WE APPRECIATE YOUR UNDERSTANDING IN THIS MATTER.

BBQ NOTICE!

**DUE TO SCHOOL REGULATIONS, AND
FOR THE SAFETY OF ALL:**

**NO BARBECUES, GAS, OR CHARCOAL
ARE PERMITTED ON SCHOOL GROUNDS.**

WE APPRECIATE YOUR UNDERSTANDING IN THIS MATTER.

Parade Information

WHERE

Rancho Penasquitos, two blocks from Mt. Carmel High School (see map). Performance area is located on Paseo Montalban. Bands walk to and from parade start point. Parade runs from 1:30pm – 3:00pm

MUSIC SCORES

All music scores must be received by the head judge **prior to 10:30 am**. Two copies should be mailed prior to the tournament; however, to preclude unanticipated problems, please bring copies with you and turn them in at the registration table Saturday morning. Please note SCSBOA regulations concerning scores.

ASSEMBLY AREA

Sundevil Way will be closed to all traffic at 11:30 am for band assembly. Bands will be guided to this location and then to the parade warm-up area. Bands are advised to be in the parking lot prior to their scheduled start time.

STARTING TIME

Tournament officials will advise bands when to leave the assembly area to join the line of march. Bands are advised to observe the established schedule. **Note: Penalties will be assessed if you delay the scheduled parade order.**

PARADE INSTRUCTIONS

The Mt. Carmel Tournament of Bands Parade route starts and ends at Mt. Carmel High School and is 1.4 miles long. This includes the staging and warm-up areas, the competition area, and the return route. Bands must remain in formation through the entire route, **including passing back across Carmel Mountain Road**, until dismissed back at the school. This will enable traffic police and parade monitors to control the flow of bands and traffic with minimum difficulty and maximum safety.

Bands leave school via Sundevil Way driveway and reenter at Carmel Mountain Road driveway. At the staging area, a parade monitor will show you where to form the band. The monitor will also tell you when to proceed to the warm-up area. There will always be at least two bands in the assembly area. You will be directed when to proceed to the competition area.

The return route after competition is marked by direction signs. This is a silent area. Again, remain in formation, particularly when crossing the four lane Carmel Mountain Road (of which two lanes will have traffic). After crossing, proceed down the parking lot entrance road and then dismiss the band in the school parking lot.

END OF PARADE

When the parade has ended, you may either go into the stadium or stay in the parking lot until the **awards presentation at 3:45pm**. Please refer to the seating assignment included in the director's tournament day packet you receive at registration when you checked in.

ATV'S AND FOREIGN VEHICLES ARE NOT ALLOWED IN THE PARADE ROUTE. WE APPRECIATE YOUR COMPLIANCE WITH THIS ORDINANCE.

Parade Route Map



Field Show General Information

WHERE

Mt. Carmel High School stadium

TIME

8:30 – 12:30 pm (1A–3A) or 5:15 – 9:00 pm (4A–6A)

WARM-UP AND FIELD WAITING AREAS

Music practice may be conducted in the warm-up area (see map). Upon leaving the warm-up area, **no instruments may be played on the way to the stadium, including drums/sticks**. Practice field times are only available upon request. Be ready to move onto the field at your appointed time when directed by field show officials. The waiting area on the stadium field is a silent area. **Please. No playing of instruments, drums, or sticks in the parking lot areas during the field shows.**

STADIUM ACCESS:

Please assist us by understanding the following requirements:

- **Director and assistants:** Name tags issued at Registration for those provided on entry form. (OK for Home and Participant/Visitor side entrance).
- **Other Staff:** Will require Director to see Registration for additional name tags (OK for home and Participant/Visitor side entrance).
- **Chaperones:** Wristbands issued at Registration.
- **Pit Crew:** No identification required but must be actively assisting pit (Enter through Home side).
- **Bands & Color Guard:** Everyone will enter through the Participant/Visitor side.

Tournament staff will not allow anyone entry without a wristband. In case of misunderstandings by boosters/parents, we will require your assistance. Please provide your cell phone number at check-in and ensure that someone at your parking lot location knows where you can be reached.

Home side reserved seats are available on a first come first served basis. We recommend that boosters pre-purchase tickets for the home side. Participant/Visitor side is in assigned section for your school.

SEATING:

You must pick up your assigned seating location chart and chaperone wristbands at check-in. Tournament guides will escort bands in and out of the stadium at the appropriate times. Every person attending the field show, except chaperones and band members, are required to have a general admission or reserved wristband.

CHAPERONES:

The number of chaperone wristbands (in lieu of tickets) allocated is based on total size, including auxiliary units. One chaperone wristband is issued at check-in for each 15 students for use as admission to the stadium for your chaperones, advisors, equipment handlers, or any other person you designate. All others must purchase tickets. Pit crewmembers do not need a wristband at the field show during their band's performance.

AWARDS PRESENTATION:

There will be two separate awards ceremonies. **The 3:45 ceremony will first recognize 1A-3A field bands, then ALL PARADE BAND awards.** The evening ceremony will award 4A-6A field bands, and then COMBINED Field/Parade awards. Chaperones and bands will be seated on the home side during the morning field show performances, and on the visitor side for both awards ceremonies. Band seating details will be available at the registration table.

Field Show Entry and Warm-Up

WARM UP:

All field show bands and guard have been allocated a warm-up area for 25 minutes beginning approximately 45 minutes before your performance time (see attached schedule). The warm-up areas are various spaces around campus. Bands have been allocated a space based upon their size and other logistical concerns.

In order to take full advantage of their warm-up time, bands should enter the campus through the “Entrance Gate” (near the parking lot exit) at their designated “Enter Campus Time”. In order to be on schedule, the band should conclude their warm-ups at the “End Warm-up Time” and have the entire band moving toward the stadium via the exit route at the “Proceed to Stadium Time”.

We plan to have an escort lead your band to their warm-up area, and then from the warm-up area to the bottom of the visitor ramp. The band escort will try to coordinate with your band in the parking lot before your “Enter Campus Time”. If we have enough volunteers, we will also provide an escort to lead the guard to their warm-up area. ***Note – Pit will enter and exit on the home ramp. Please stage your pit below home ramp near the tennis courts.**

WARM UP AREAS:

More detailed schedules listing your exact warm-up area will be provided at registration.

- Bands

Bands will enter the school and go to a designated location identified by color and number code (see attached map). Please warm up in that location until it is time to move to the stadium for your performance. Lighting will be provided in the evening. Bands moving to the stadium will have priority of movement. In case of congestion, please hold in place to allow passage of bands moving to perform.

- Color Guard

Per the provided map, Color Guard can practice in two basketball/tennis court areas designated A1/A2. More than one Color Guard school will be in each area at one time. Please be courteous. Lighting will be provided in the evening. Entry will be parallel to the tennis courts. Color Guard can choose to rejoin their band at the band’s warm-up location or meet them in the parking lot near the swimming pool as the band proceeds toward Staging Area 1. Bands and Color Guard moving to the stadium will have priority of movement.

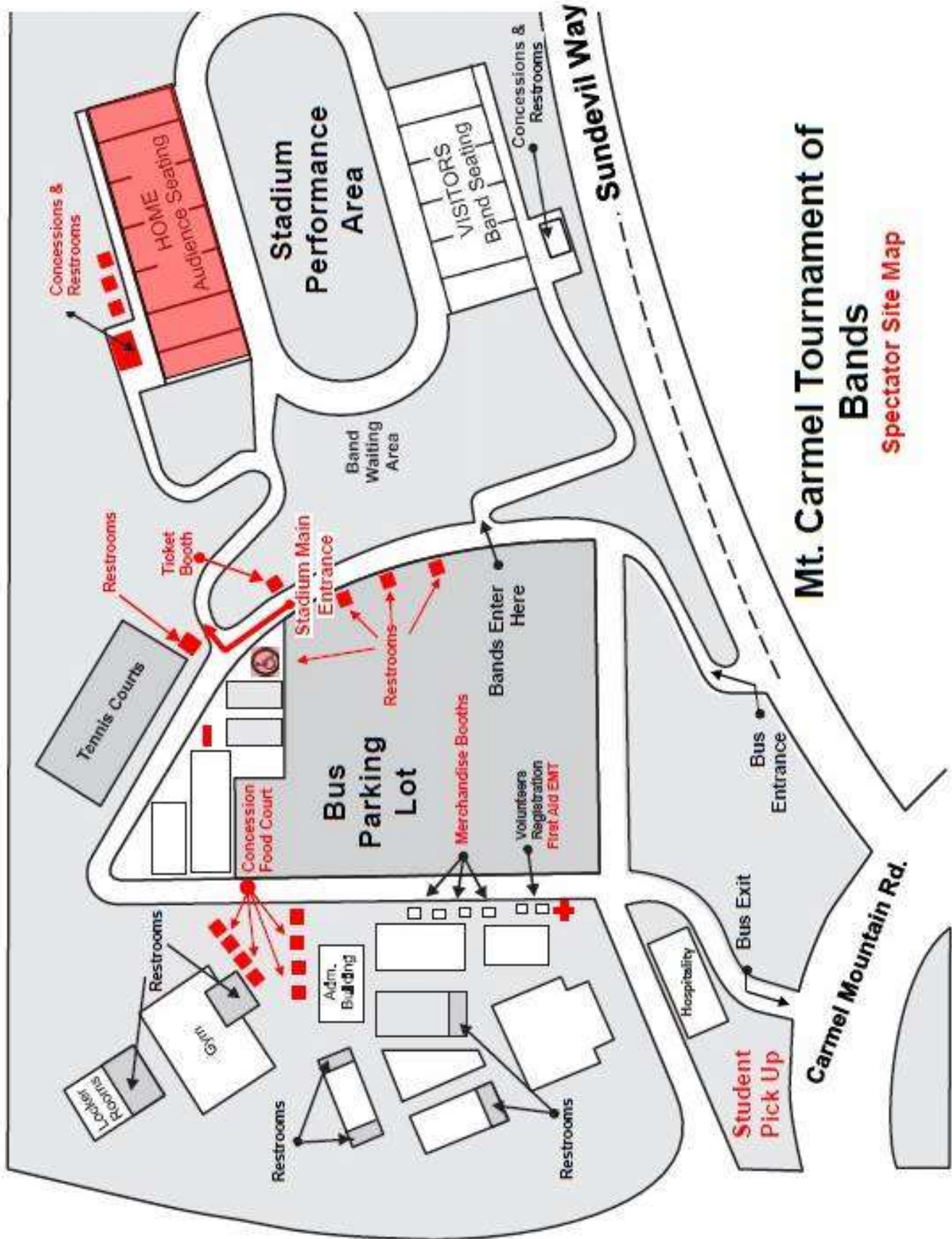
Chaperones

We ask your help in making this a memorable tournament for everyone.

- ❑ Please assist in maintaining quiet during the performances by having non-performing bands show respect for those on the field.
- ❑ Seating in the stands is extremely limited and all seats are assigned. There is adequate seating for your band; please help ensure that you are sitting in your assigned area. Seating is easier if your band can be seated as a group by our ushers.
- ❑ Please advise an usher or tournament staff if people not associated with your band are occupying seats in your area.
- ❑ Bands without chaperones in the seating area will not be allowed to sit in the stands.
- ❑ A limited number of wristbands are provided to your director for chaperones sitting with the band. Other chaperones require a standing room only ticket for the visitor side or a paid ticket for the home side.
- ❑ Please help our limited volunteer staff keep the campus and rooms free of vandalism and trash by chaperoning your students who use the facilities for changing. Students should not be within the building complex except to use restrooms, changing or practicing.
- ❑ Please ensure that you have all required medical forms for your students. There will be an EMT on premises to assist in any medical needs. Please accompany your students. Our volunteer staff will refer any medical requests from students to their band director or chaperones.

We thank you for your cooperation!

Spectator Site Map



Mt. Carmel Tournament of Bands
Spectator Site Map